



**Product ID:20488**

**Stud On Top Single Wheel With Break with PP LIGHT DUTY WHEEL FULL PP RP BLACK**  
**Specification : Load Carrying Capacity - 25 Kg**



**Wheel:**

Wheel Size :	50 mm Dia X 18mm Wide
Wheel Type:	PP LIGHT DUTY WHEEL FULL PP RP BLACK
Wheel Color:	Black
Bearing Type:	Sleeve Bearing
Dust Cover On Wheel :	Without Dust Cover



**Castor:**

Fitting Type :	Stud On Top Single Wheel With Break
Body Type:	Pressed Sheet Metal Light Duty
Finish Type:	CED COATING
Bearing In Frame:	Ball Bearing Double Layer
Breaking System :	Single Acting Nylon Activator Total Brakes
Frame Color :	CED COATED BLACK

**Application:**

**Light Duty General Application & Furniture Applications**

Image not found or type unknown




Image not found or type unknown

