


**Product ID:3100139**




**Hole On Top Single Wheel With Break with Pressed Sheet Metal Clinched With Grey Rubber Tread**

**Specification : Load Carrying Capacity - 50 kg**

**Wheel:**

Wheel Size :	75 Mm Dia X 30 Mm Wide
Wheel Type:	Pressed Sheet Metal Clinched With Grey Rubber Tread
Wheel Color:	Zinc Blue Metal Insert Grey Tread
Bearing Type:	Roller Pin Bearing
Dust Cover On Wheel :	Full Galvanized Metal Dust Cover



**Castor:**

Fitting Type :	Hole On Top Single Wheel With Break
Body Type:	Pressed Sheet Metal Light Duty
Finish Type:	ELECTRO GALVANISED ZINC COATING
Bearing In Frame:	Ball Bearing Double Layer
Breaking System :	Single Metal Activator Total Lock Brakes
Frame Color :	Zinc Blue

**Application:**

**Light Duty General Application & Furniture Applications**

Image not found or type unknown




Image not found or type unknown

