

**Product ID:4101140**

**Fixed Frame Single Body Single Wheel with VIRGIN PPCP INSERT WITH TPR OVER MOLDING**

**Specification : Load Carrying Capacity - 150 kg**

**Wheel:**

Wheel Size :	100 Mm Dia X 32 Mm Wide
Wheel Type:	VIRGIN PPCP INSERT WITH TPR OVER MOLDING
Wheel Color:	Black insert with black tread
Bearing Type:	Roller Pin Bearing
Dust Cover On Wheel :	Without Dust Cover

**Castor:**

Fitting Type :	Fixed Frame Single Body Single Wheel
Body Type:	Pressed Sheet Metal Light Duty
Finish Type:	ELECTRO GALVANISED ZINC COATING
Bearing In Frame:	Ball Bearing Double Layer
Breaking System :	No Brake
Frame Color :	Zinc Blue

**Application:**

**Light Duty General Application & Furniture Applications**





Image not found or type unknown




Image not found or type unknown

