



Product ID:4300624

Fixed Frame Single Body Single Wheel with Cast Iron Wheel
Specification : Load Carrying Capacity - 175 kg



Wheel:

Wheel Size :	100 Mm Dia X 38 Mm Wide
Wheel Type:	Cast Iron Wheel
Wheel Color:	Grey
Bearing Type:	Double Precision Ball Bearing
Dust Cover On Wheel :	Full Plastic Dust Cover



Castor:

Fitting Type :	Fixed Frame Single Body Single Wheel
Body Type:	WELDED METAL BODY
Finish Type:	ELECTRO GALVANISED ZINC COATING
Bearing In Frame:	NILL
Breaking System :	No Brake
Frame Color :	Zinc Blue

Application:

Light Duty General Application & Furniture Applications

Image not found or type unknown




Image not found or type unknown

