


Product ID:5101836



**Stud On Top Single Wheel With Break with PPCP INSERT WITH BLACK RUBBER TREAD
PRESSED OVER THE INSERT SLEEVE BEARING**


Specification : Load Carrying Capacity - 125 kg

Wheel:

Wheel Size :	125 Mm Dia X 25 Mm Wide
Wheel Type:	PPCP INSERT WITH BLACK RUBBER TREAD PRESSED OVER THE INSERT SLEEVE BEARING
Wheel Color:	Milky White
Bearing Type:	Sleeve Bearing
Dust Cover On Wheel :	Wlthout Dust Cover

Castor:

Fitting Type :	Stud On Top Single Wheel With Break
Body Type:	Pressed Sheet Metal Light Duty
Finish Type:	POWDER COATING
Bearing In Frame:	Ball Bearing Double Layer
Breaking System :	Single Metal Activator Total Lock Brakes
Frame Color :	Powder Coated Black



Application:

Light Duty General Application & Furniture Applications

Image not found or type unknown




Image not found or type unknown

