

Product ID:5101941

**Stud On Top Single Wheel With Break with PPCP INSERT WITH GREY RUBBER TREAD
PRESSED OVER THE INSERT**

Specification : Load Carrying Capacity - 125 kg

Wheel:

Wheel Size :	125 Mm Dia X 25 Mm Wide
Wheel Type:	PPCP INSERT WITH GREY RUBBER TREAD PRESSED OVER THE INSERT
Wheel Color:	VIRGIN WHEEL INSERT RED PU TREAD
Bearing Type:	Sleeve Bearing
Castor:	over

Fitting Type :	Stud On Top Single Wheel With Break
Body Type:	Pressed Sheet Metal Light Duty
Finish Type:	ELECTRO GALVANISED ZINC COATING
Bearing In Frame:	Ball Bearing Double Layer
Breaking System :	Single Metal Activator Total Lock Brakes
Frame Color :	Zinc Blue

Application:

Light Duty General Application & Furniture Applications





Image not found or type unknown




Image not found or type unknown

