

Product ID:5301235





Plate On Top Single Wheel W/O brake with SOLID CAST IRON WHEEL WITH CAST PU TREAD NORMAL DUTY

Specification : Load Carrying Capacity - 175 kg

Wheel:

Wheel Size :	125 Mm Dia X 50 Mm Wide
Wheel Type:	SOLID CAST IRON WHEEL WITH CAST PU TREAD NORMAL DUTY
Wheel Color:	Grey
Bearing Type:	Double Precision Ball Bearing
Dust Cover On Wheel :	Without Dust Cover



Castor:

Fitting Type :	Plate On Top Single Wheel W/O brake
Body Type:	WELDED METAL BODY
Finish Type:	POWDER BLACK COATING
Bearing In Frame:	Ball Bearing Double Layer
Breaking System :	No Brake
Frame Color :	Powder Coated Black

Application:

Light Duty General Application & Furniture Applications

Image not found or type unknown




Image not found or type unknown

