


Product ID:6500114



**Plate On Top Single Wheel With Break with ALUMINIUM DIE CAST INSERT
OVERMOLDED WITH BLACK RUBBER TREAD FITTED**


Specification : Load Carrying Capacity - 175 kg

Wheel:

Wheel Size :	160 Mm Dia X 50 Mm Wide
Wheel Type:	ALUMINIUM DIE CAST INSERT OVERMOLDED WITH BLACK RUBBER TREAD FITTED
Wheel Color:	Grey
Bearing Type:	Double Precision Ball Bearing
Dust Cover On Wheel :	Without Dust Cover

Castor:

Fitting Type :	Plate On Top Single Wheel With Break
Body Type:	WELDED METAL BODY
Finish Type:	CED COATING
Bearing In Frame:	Ball Bearing Double Layer
Breaking System :	Front manual stopper
Frame Color :	CED COATED BLACK



Application:

Light Duty General Application & Furniture Applications

Image not found or type unknown




Image not found or type unknown

